



The**Retail**Coach®

Applebee's Mobile Data Survey

TAYLOR, TEXAS



Prepared for City of Taylor, TX
January 1, 2022 - December 31, 2022

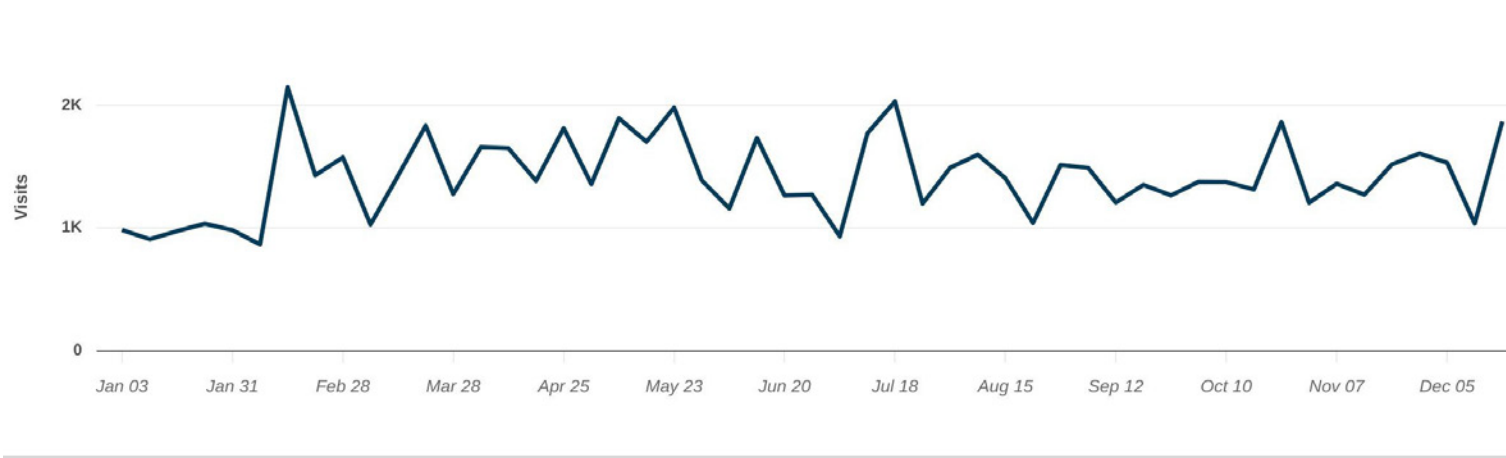
Applebee's • Mobile Data Analysis

Taylor, Texas • January 1, 2022 - December 31, 2022



Est. # of Visits	73.9K
Est. # of Customers	33.8K
Visit Frequency	2.19
Average Dwell Time	74 Minutes

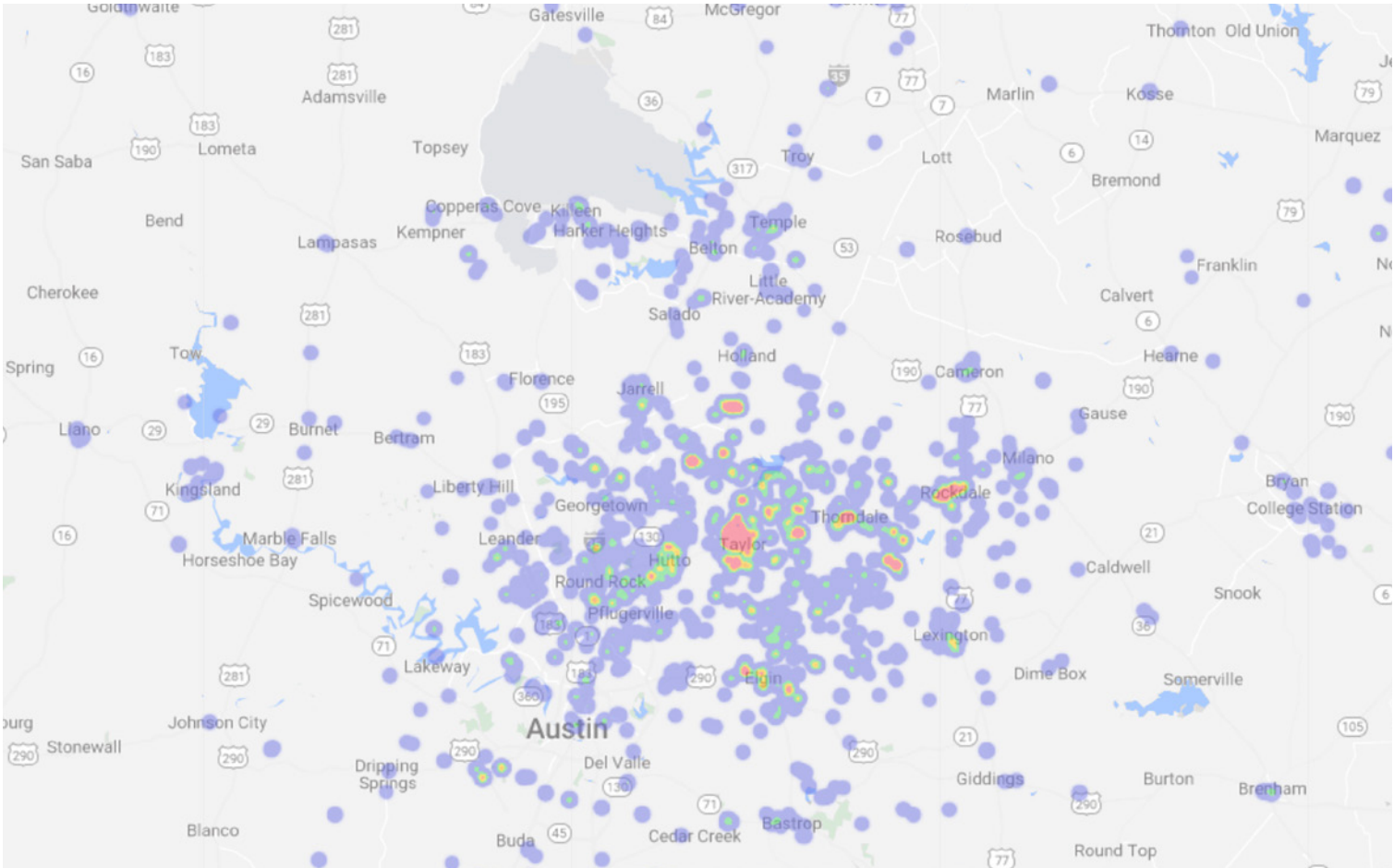
Visit Trend



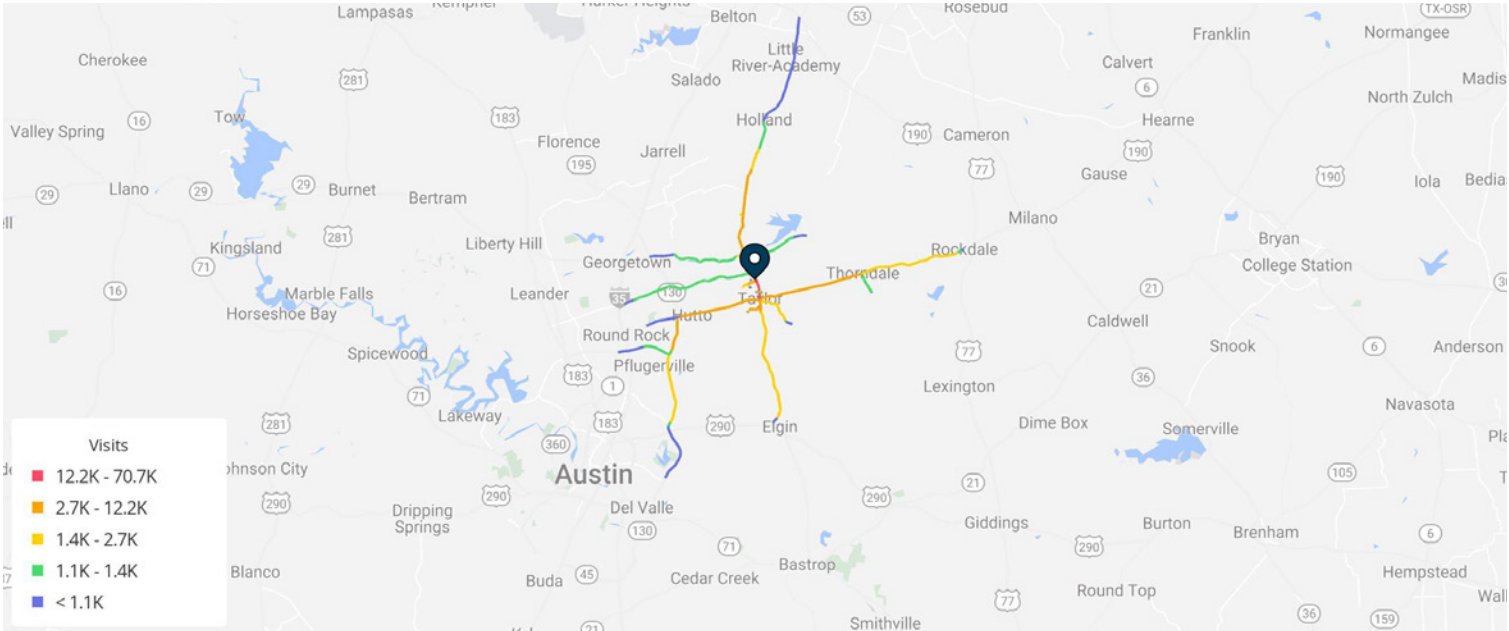
Applebee's • Mobile Data Analysis

Taylor, Texas • January 1, 2022 - December 31, 2022

Trade Area - Home Locations



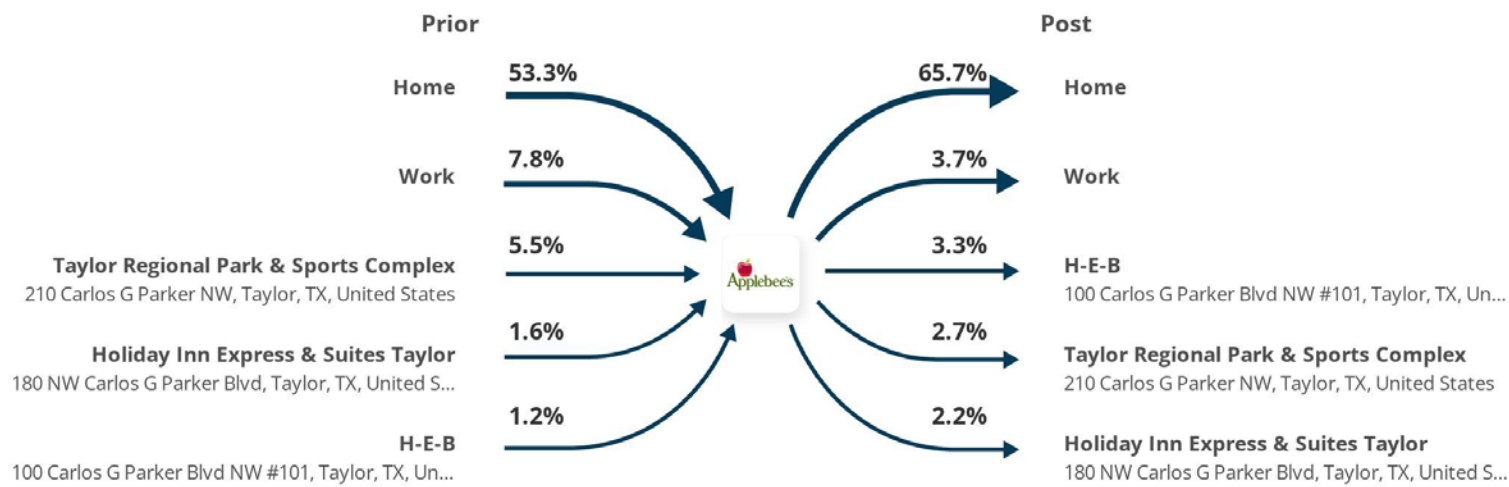
Visitor Journey - Routes



Applebee's • Mobile Data Analysis

Taylor, Texas • January 1, 2022 - December 31, 2022

Customer Journey



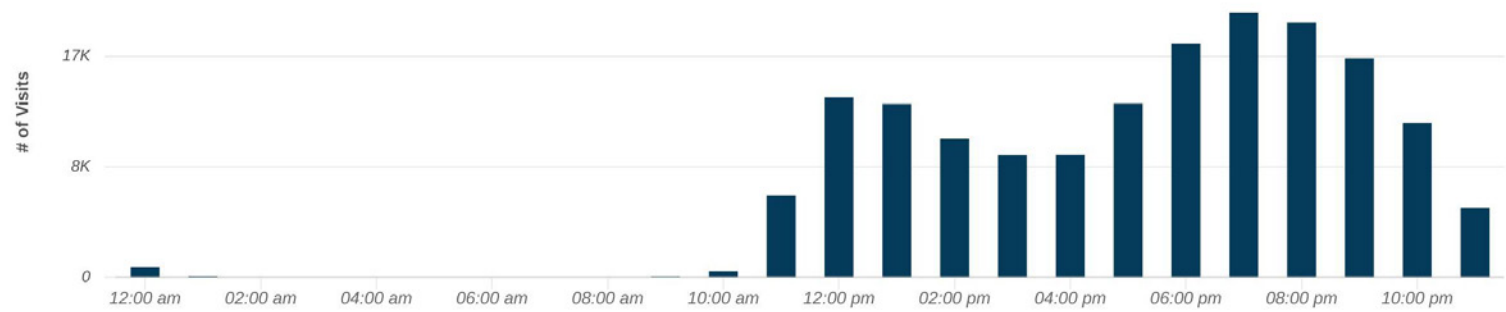
Favorite Places

Rank	Name	Distance	Visitors
1	Hanson's Corner / 600 W Hwy 79, Hutto, TX 78634	9.3 mi	19.7K (58.4%)
2	H-E-B / 100 Carlos G Parker Blvd NW #101, Taylor, TX 76574-7059	0.2 mi	19.3K (57%)
3	Stone Hill Town Center / 500 Limestone Commercial Dr, Pflugerville, TX 78660	14.1 mi	17.8K (52.8%)
4	La Frontera Village / 2601 La Frontera Blvd, Round Rock, TX 78681	17.6 mi	16.6K (49.1%)
5	Taylor Plaza / 3114 N Main St, Taylor, TX 76574	0.5 mi	16K (47.2%)
6	Whataburger / 3510 N Main St, Taylor, TX 76574	0.2 mi	13.3K (39.2%)
7	Wolf Ranch Town Center / 1015 W University Ave, Georgetown, TX 78628	16.7 mi	12.3K (36.4%)
8	Round Rock Premium Outlets / 4401 N Interstate Hwy, Round Rock, TX 78664	16.4 mi	12.2K (36%)
9	University Oaks Shopping Center / 201 University Oaks Blvd, Round Rock, TX 78665	16.4 mi	12K (35.5%)
10	McDonald's / 2501 N Main, Taylor, TX 76574	0.8 mi	9.8K (29%)

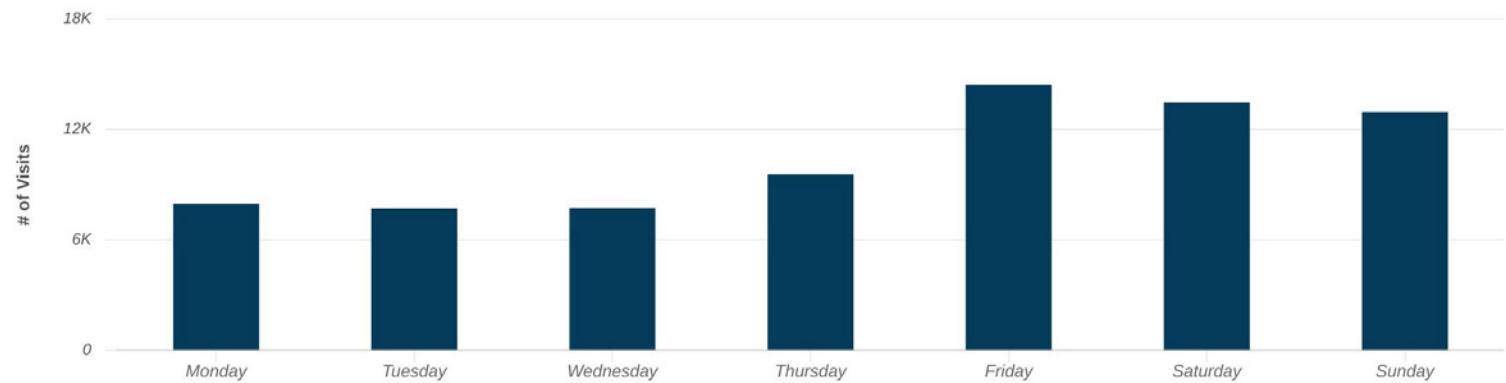
Applebee's • Mobile Data Analysis

Taylor, Texas • January 1, 2022 - December 31, 2022

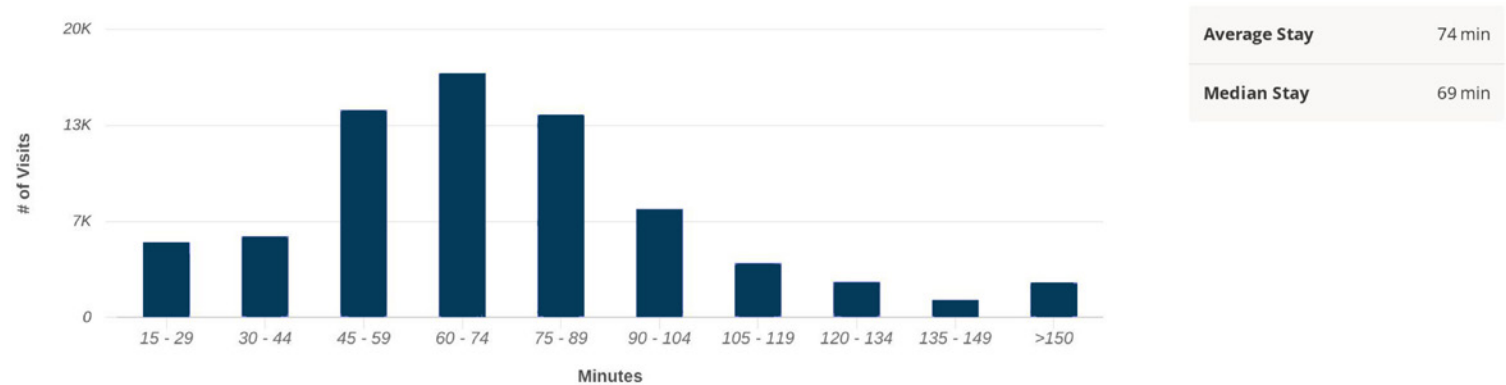
Hourly Visits



Daily Visits



Length of Stay



Applebee's • Mobile Data Analysis

Taylor, Texas • January 1, 2022 - December 31, 2022

Top Zip Codes

CITY	STATE	ZIP CODE	% OF CUSTOMERS
Taylor	TX	76574	37.18
Rockdale	TX	76567	5.50
Thorndale	TX	76577	5.37
Elgin	TX	78621	4.80
Granger	TX	76530	3.93
Hutto	TX	78634	3.00
Thrall	TX	76578	2.76
Bartlett	TX	76511	2.66
Winnsboro	TX	75494	1.37
Georgetown	TX	78626	1.35
Lexington	TX	78947	1.28
Round Rock	TX	78664	1.18
Round Rock	TX	78681	0.92
Round Rock	TX	78665	0.66
Bastrop	TX	78602	0.63
Pflugerville	TX	78660	0.62
Coupland	TX	78615	0.59
Belton	TX	76513	0.49
Nacogdoches	TX	75962	0.47
Milano	TX	76556	0.43
Smithville	TX	78957	0.42
Georgetown	TX	78628	0.42
Temple	TX	76502	0.40
Cedar Park	TX	78613	0.36
Leander	TX	78641	0.30
Manor	TX	78653	0.29
San Antonio	TX	78209	0.29
Ottumwa	IA	52501	0.28
Temple	TX	76501	0.28
Jarrell	TX	76537	0.28
Holland	TX	76534	0.27
Cameron	TX	76520	0.27
Kingsland	TX	78639	0.27
Haltom City	TX	76117	0.26
Mc Dade	TX	78650	0.25

CITY	STATE	ZIP CODE	% OF CUSTOMERS
Cedar Creek	TX	78612	0.24
Killeen	TX	76549	0.24
Temple	TX	76504	0.23
Georgetown	TX	78633	0.22
Alvarado	TX	76009	0.21
Kempner	TX	76539	0.21
Llano	TX	78643	0.21
Killeen	TX	76541	0.21
Austin	TX	78730	0.20
North Richland Hills	TX	76180	0.20
Austin	TX	78739	0.18
Kosse	TX	76653	0.17
Oceanside	CA	92054	0.16
Giddings	TX	78942	0.16
Dallas	TX	75209	0.15
Haskell	TX	79521	0.16
Killeen	TX	76543	0.15
Buckholts	TX	76518	0.15
Austin	TX	78759	0.15
Oregon House	CA	95962	0.15
Nacogdoches	TX	75964	0.15
Austin	TX	78729	0.14
Tacoma	WA	98433	0.14
Brenham	TX	77833	0.14
Fort Worth	TX	76111	0.14
Caldwell	TX	77836	0.14
Austin	TX	78727	0.14
Conifer	CO	80433	0.13
Kyle	TX	78640	0.13
San Antonio	TX	78233	0.13
Killeen	TX	76542	0.13
Casa Grande	AZ	85194	0.13
Austin	TX	78752	0.13
Jewett	TX	75846	0.12
Leander	TX	78645	0.12

About The Retail Coach®

The Retail Coach is a national retail recruitment and development firm that combines strategy, technology, and creative expertise to develop and deliver high-impact retail recruitment and development plans to local governments, chambers of commerce, economic development organizations and private developers.

Through its unique Retail360® Process, The Retail Coach offers a dynamic system of products and services that better enable communities to maximize their retail development potential.

Retail:360® Process

Providing more than simple data reports of psychographic and demographic trends, The Retail Coach goes well beyond other retail consulting and market research firms' offerings by combining current national and statewide demographics and trend data with real-world, "on-the-ground" information gathered through extensive visits to our clients' communities. Every community is different, and there is no "one size fits all" retail recruitment solution. Compiling the gathered data into client-tailored information packets that are uniquely designed for, and targeted to, specific retailers and restaurants who meet the community's needs help assure our clients that they are receiving the latest and best information for targeted retail recruitment efforts — all with personal service and coaching guidance that continues beyond the initial project scope and timeline.

Our Retail:360® Process assures that communities get timely, accurate and relevant information. Translating that data into the information that retailers need and seek assures our clients even better possibilities for tremendous retail growth and success.



The**Retail**Coach®

ACKNOWLEDGMENTS

The observations, conclusions and recommendations contained in this study are solely those of The Retail Coach, LLC and should not be construed to represent the opinions of others, including its clients, or any other entity prior to such entity's express approval of this study.

All information furnished is from sources deemed reliable and is submitted subject to errors, omissions, change of terms and/or conditions.

Sources used in completing this study include: infoUSA™, Applied Geographic Solutions, Environics Analytics, ESRI, U.S. Census Bureau, Economy.com, Placer.AI, Spatial Insights Inc., Urban Land Institute, CensusViewer.com, International Council of Shopping Centers, and/or U.S. Bureau of Labor and Statistics. To better represent current data, where applicable, portions of estimated actual sales may be calculated using an average sales per square foot model. Mapping data is provided by Google, Nielsen, ESRI and/or Microsoft Corporation.

All information furnished is from sources deemed reliable and is submitted subject to errors, omissions, change of terms and/or conditions.